

# YZ-F2 DTM3 CAL3

## SETTING SHEET Ver.01

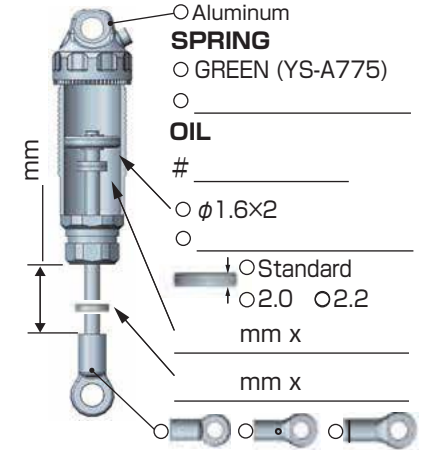
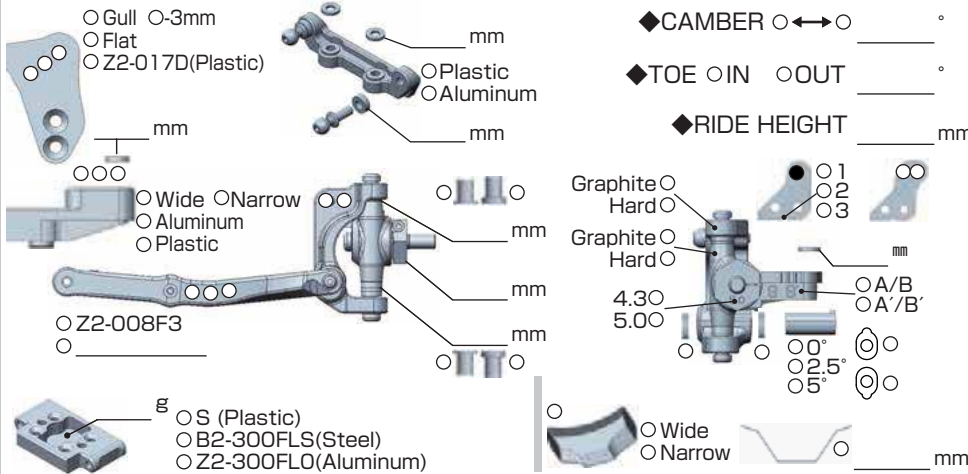
### CIRCUIT

☐INDOOR ☐OUTDOOR  
☐DIRT ☐ASTROTURF ☐CARPET ☐GLASS ☐WOOD  
☐WET ☐DRY ☐DUSTY ☐SMOOTH ☐BUMPY  
☐HARD PACKED ☐CLAY ☐BLUE GROOVE ☐\_\_\_\_\_  
☐LOW TRACTION ☐MED TRACTION ☐HIGH TRACTION

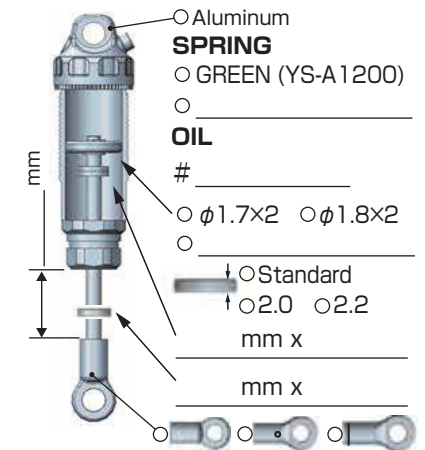
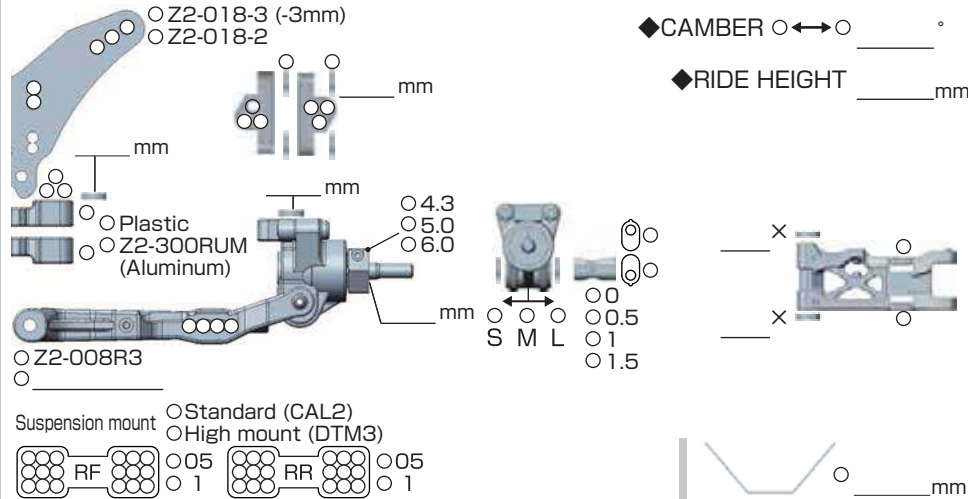
DRIVER

DATE

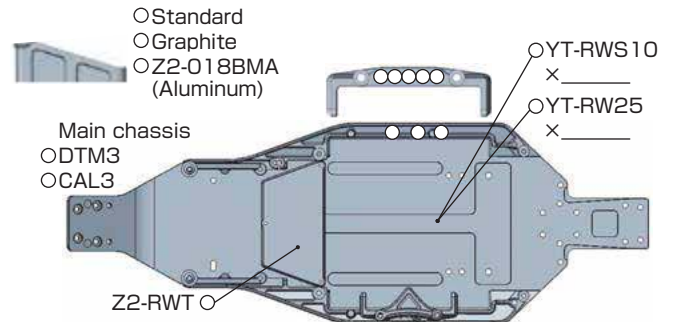
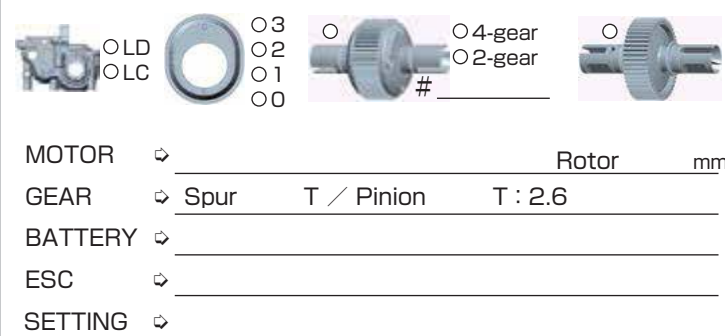
### FRONT



### REAR



### DRIVE



### TIRE

#### FRONT

TIRE ☐ \_\_\_\_\_  
 INSERTS ☐ \_\_\_\_\_  
 WHEELS ☐ \_\_\_\_\_

#### REAR

TIRE ☐ \_\_\_\_\_  
 INSERTS ☐ \_\_\_\_\_  
 WHEELS ☐ \_\_\_\_\_

### OTHER



COMMENT